

OPTOMED AURORA® IQ

Handheld fundus camera



Autofocus and
autoexposure



New high
contrast optical
design



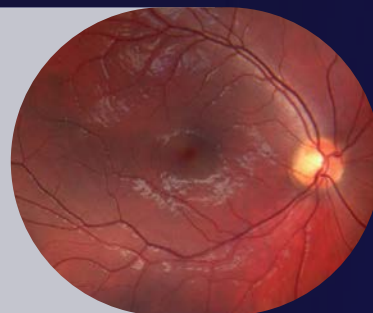
50 degrees field of
view with non-myd
operation



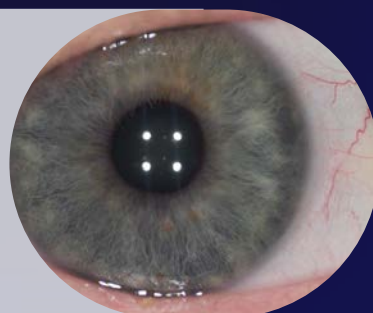
Cloud connectivity
to optional
AI service



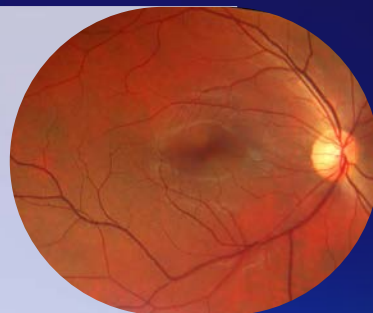
Handheld
fundus camera



Eye surface
imaging



Can be mounted
to a slit lamp





What Aurora IQ offers

Image quality

- **50 degrees field of view** combined with **non-mydriatic operation** allow a detailed examination and ease of use in various use cases.
- **New high contrast optical design** helps to detect small early phase retinal changes.

Intelligent features

- **Autofocus and autoexposure** allow quick usage of the camera without any setting modifications in various use cases.
- **Integrated image quality analysis** guides first time users to acquire successful images and therefore minimizes training time.
- **Pin code protection** can be used for ensuring data safety.

Connectivity

- **WLAN and USB connections for image transfer** and various ways of handling image data are supported by the camera.
- **Integrated Cloud connection** allows sending images to an optional AI service for image analysis.

Technical specification

TYPE	Non-mydratiatic digital fundus camera
FIELD OF VIEW	50 degrees (total FOV 50x40)
CAMERA SENSOR RESOLUTION	5 Mpix
OPTICAL RESOLUTION	> 60 lp/mm (ISO10940:2009)
FIXATION TARGETS	9 internal fixation targets for peripheral imaging
FOCUS RANGE	Autofocus, -20D to +20D
MINIMUM PUPIL SIZE	3.1 mm
IMAGE FORMAT	JPEG
VIDEO FORMAT	MPEG-4
DISPLAY	TFT-LCD: 4", 800x480
MEMORY	8GB
BATTERY	Rechargeable 3.63V/2600mAh Li-ion Battery
CONNECTIVITY	WLAN, USB
TYPE OF PHOTOGRAPHY	Color, Red-free, IR
DIMENSIONS AND WEIGHT:	
Aurora camera	122(w) x 202(h) x 98 (l) mm, 526g
Aurora retinal module	68 (w) x 74 (h) x 160 (l) mm, 327g
Aurora anterior module	71 (w) x 80 (h) x 79 (l) mm, 105g
WARRANTY	2 years excluding batteries

